

Plastic City

Make your own METABAG!



Part 1: Make Bag "Yarn"


a. Get a plastic bag




b. Cut off handles and bottom.




c. Cut across the bag "tube" in 1" strips, leaving one edge intact.



d. Open the bag so you can see the uncut portion.



e. Cut diagonally as shown.



f. Roll into a ball, adding new yarn by tying gently.

